


Little learners get hands on, minds on at Tinkering for Tots, a program designed for curious preschoolers to develop an innovative mindset and make connections through storytelling, play, artifact exploration and a take-home STEAM activity kit.

## What connections are we making?

### Highlighted Habit



#### TAKE RISKS

**Description:** Try something new. Be brave! Let's do this a new way. Let's make something new.

### Story

**Title:** *We Are Water Protectors*

**Author:** Carole Lindstrom

**Why we picked this book:** Inspired by her indigenous background, Lindstrom emphasizes the importance of water to all life on Earth inspires our little learners to protect our water sources and from pollution and waste.

### Artifact Spotlight

**Name:** Woody Owl

**Location:** Your Place in Time (1970s)

To learn more about the story behind this artifact, please see the artifact spotlight on Page 2.

### Open Exploration

**Description:** Taking risks while stacking gem blocks

**Skills your young learner is practicing:** Learning from failure, persistence, using imagination, recognizing patterns and shapes, collaborating, sharing.

### Questions to Ask Your Young Learner


What was threatening safe water in the story? Why is water so important? How can we protect our water? What can you do to save water? How can we help Woodsy protect the Earth and our water? What kinds of things can you do at home to cut down on waste? Have you ever seen a recycling bin or a compost bin? How does recycling help our Earth? How can compost help our soil?

### Take-Home Activity

**Title:** River Painting

**Materials:**

- Watercolor paper
- White crayon
- Blue watercolor



# Artifact Spotlight

**Woodsy Owl:** Woodsy Owl was introduced in 1971 by the USDA Forest Service as their mascot to encourage youngsters to explore and value the natural world. The designers decided to go with an owl, as they are seen as wise birds and can be found at the edges of urban areas, which made the owl appealing to both urban and rural populations.

Woodsy is most recognized for his request "Give a hoot. Don't Pollute," but his motto has been updated to also encourage us to "Lend a hand – Care for the Land!" How can we do that? We can Be Climate Wise and practice the 4 R's:

Reduce

Reuse

Recycle

Rot (composting)

The Knickerbocker Toy Company (now owned by Hasbro) had been in business since 1850 and making stuffed toys since the 1920s. By the 1960s, they made all kinds of stuffed versions of popular cartoon characters like those on "The Flintstones." This stuffed Woodsy was a toy for all kids, intending to help them form a lasting appreciation for protecting and preserving our environment. Even more important today, this is our opportunity to raise awareness and deliver a message of conservation education and the need to take care of nature and our earth.



# Take-Home Activity



## River Painting Materials:


---

- Watercolor paper
- White crayon
- Blue watercolor

## Directions:

---

- 1.** Use the white crayon to draw wavy lines or other designs that look like the movement of water on the watercolor paper.
- 2.** Use the blue watercolor paint to paint all over the watercolor paper.
- 3.** Let your river painting dry, and display.



# Coloring Sheet

